



PROVEN SOLUTIONS
ARE NEEDED TODAY



IT'S TIME FOR
CLEAN SUSTAINABLE
ENERGY.

CORPORATE PRESENTATION 2024

CSE: TRAC • OTC: TRCTF • FRA: Z1K

MEMBER OF



Legal Disclaimer



THIS MANAGEMENT PRESENTATION (The "presentation") was prepared as a summary overview only of the current affairs of Traction Uranium Corp. ("Traction Uranium " or the "company") and was not prepared for the purpose of assisting prospective investors in making a decision to invest in Traction Uranium. Information disclosed in this presentation is current as of August 2021, except as otherwise provided herein and Traction Uranium does not undertake or agree to update this presentation after the date hereof. All information contained in this presentation is derived solely from management of Traction Uranium and otherwise publicly available third-party information that has not been independently verified by the company. Further, the company does not make any representation as to the completeness, truth or accuracy of the information contained in this presentation. The company expressly warns readers not to rely on the information contained herein as advice (legal, financial, tax or otherwise) to current or potential investors. Accordingly, any use of this information is at your risk and without liability to the company. This presentation does not constitute and should not be construed as either a public or private offer to sell or the solicitation of an offer to purchase securities in the capital stock of Traction Uranium in any jurisdiction in which such offer, solicitation or sale would be unlawful. Each prospective investor should contact his/her or its own legal adviser, independent financial adviser or tax adviser for legal, financial or tax advice regarding investment related decisions respecting the securities of the company. No person has been authorized to give any information or make any representation other than those contained in this presentation and, if given and/or made, such information or representations must not be relied upon as having been so authorized.

FORWARD-LOOKING INFORMATION This Presentation contains certain statements, which may constitute "forward-looking information" within the meaning of Canadian securities law requirements. Forward-looking information involves statements that are not based on historical information but rather relate to future operations, strategies, financial results or other developments. Forward-looking information is necessarily based upon estimates and assumptions, which are inherently subject to significant business, economic and competitive uncertainties and contingencies, many of which are beyond Traction Uranium's control and many of which, regarding future business decisions, are subject to change. These uncertainties and contingencies can affect actual results and could cause actual results to differ materially from those expressed in any forward-looking statements made by or on Traction Uranium's behalf. Although Traction Uranium has attempted to identify important factors that could cause actual actions, events or results to differ materially from those described in forward- looking information, there may be other factors that cause actions, events or results to differ from those anticipated, estimated or intended. All factors should be considered carefully, and readers should not place undue reliance on Traction Uranium's forward-looking information. Examples of such forward-looking information within this Presentation include statements relating to the future price of minerals, future capital expenditures, success of exploration activities, mining or processing issues, government regulation of mining operations and environmental risks. Generally, forward-looking information can be identified by the use of forward-looking terminology such as "expects," "estimates," "anticipates," or variations of such words and phrases (including negative and grammatical variations) or statements that certain actions, events or results "may," "could," "might" or "occur."

FORWARD-LOOKING STATEMENTS are not guarantees of future performance and involve risks, uncertainties and assumptions, which are difficult to predict. Assumptions underlying Traction Uranium's expectations regarding forward-looking statements or information contained in this Presentation include, among others, Traction Uranium's ability to comply with applicable governmental regulations and standards, its success in implementing its strategies, achieving its business objectives, the ability to raise sufficient funds from equity financings in the future to support its operations, and general business and economic conditions. The foregoing list of assumptions is not exhaustive. Prospective investors reading this Presentation are cautioned that forward-looking statements are only predictions, and that Traction Uranium's actual future results or performance are subject to certain risks and uncertainties including: risks related to Traction Uranium's mineral properties being subject to prior unregistered agreements, transfers or claims and other defects in title; risks related to Traction Uranium's history of losses, which may continue in the future; risks related to increased competition and uncertainty related to additional financing that could adversely affect its ability to attract necessary capital funding or obtain suitable properties for mineral exploration in the future; risks related to its officers and directors becoming associated with other natural resource companies, which may give rise to conflicts of interest; uncertainty and volatility related to stock market prices and conditions; further equity financing(s), which may substantially dilute the interests of Traction Uranium's shareholders; risks relating to its exploration operations; dependence on general economic, market or business conditions; changes in business strategies; environmental risks and remediation measures; and changes in laws and regulations.

FORWARD-LOOKING ASSUMPTIONS/ESTIMATES in this Presentation reflects Traction Uranium's current views with respect to future events and are necessarily based upon a number of assumptions and estimates that, while considered reasonable by Traction Uranium, are inherently subject to significant business, economic, competitive, political and social uncertainties and contingencies. Many factors, both known and unknown, could cause actual results, performance or achievements to be materially different from the results, performance or achievements that are or may be expressed or implied by such forward-looking information contained in this Presentation and documents incorporated by reference, and we have made assumptions based on or related to many of these factors. Such factors include, without limitation: fluctuations in spot and forward markets for gold, copper, base metals and certain other commodities (such as natural gas, fuel oil and electricity); restrictions on mining in the jurisdictions in which Traction Uranium operates; laws and regulations governing our operation, exploration and development activities; its ability to obtain or renew the licenses and permits necessary for the operation and expansion of its existing operations and for the development, construction and commencement of new operations; risks and hazards associated with the business of mineral exploration, development and mining (including environmental hazards, potential unintended releases of contaminants, industrial accidents, unusual or unexpected geological or structural formations, pressures, cave-ins and flooding); inherent risks associated with tailings facilities and heap leach operations, including failure or leakages; the speculative nature of mineral exploration and development; the inability to determine, with certainty, production and cost estimates; inadequate or unreliable infrastructure (such as roads, bridges, power sources and water supplies); environmental regulations and legislation; the effects of climate change, extreme weather events, water scarcity, and seismic events, and the effectiveness of strategies to deal with these issues; risks relating to Traction Uranium's exploration operations; fluctuations in currency markets (such as the US dollar versus the Canadian dollar); the volatility of the metals markets, and its potential to impact our ability to meet its financial obligations; Traction Uranium's ability to recruit and retain qualified personnel; employee relations; disputes as to the validity of mining or exploration titles or claims or rights, which constitute most of its property holdings; Traction Uranium's ability to complete and successfully integrate acquisitions; increased competition in the mining industry for properties and equipment; limited supply of materials and supply chain disruptions; relations with and claims by indigenous populations; relations with and claims by local communities and non-governmental organizations; the effectiveness of its internal control over financial reporting; claims and legal proceedings arising in the ordinary course of business activities.

Forward-looking information is made based on management's beliefs, estimates and opinions and are given only as of the date of this Presentation. Traction Uranium undertakes no obligation to update forward-looking information if these beliefs, estimates and opinions or other circumstances should change, except as may be required by applicable law. Current and potential investors should not place undue reliance on forward-looking statements due to the inherent uncertainty therein. All forward-looking information is expressly qualified in its entirety by this cautionary statement.

The Uranium Market

Nuclear needs to double by 2050 to achieve the *Paris Accord* 1.5 °C goal¹

- Nuclear energy now provides about 10% of the world's electricity from 443 power reactors.
- Nuclear is the world's second largest source of low-carbon power (29% of the total in 2018).
- Over 50 countries utilize nuclear energy in about 220 research reactors. In addition to research, these reactors are used for the production of medical and industrial isotopes, as well as for training.
- Reactors are also critical for marine propulsion where it has played an important role in the world's major navies for five decades in submarines and large surface vessels. Over 160 ships, mostly submarines, are propelled by some 200 nuclear reactors and over 13,000 reactor years of experience have been gained with marine reactors.
- Russia also operates a fleet of large nuclear-powered icebreakers and has more under construction. It has also connected a floating nuclear power plant with two 32 MWe reactors to the grid in the remote arctic region of Pevek.



¹ Source: UxC 21 in 21 Webinar

The Uranium Market

In addition to the reactors currently operating, there are over 50 (the exact number varies slightly according to sources^{3,4}) and more than 425 either planned or proposed, including a \$1 billion project in Wyoming funded by Bill Gates and Warren Buffett⁵.

In terms of the measurable effects on the energy supply, again estimates vary but on average indicate a roughly 50% uplift in capacity by 2040.

The International Energy Agency ⁶ forecasts global nuclear capacity climbing to 582 GW by 2040, up from the 415 GW recorded in 2020, according to a report released in November 2021 while *The Nuclear Fuel Report: Global Scenarios for Demand and Supply Availability 2021-2040* states “Nuclear generation capacity is expected to grow by 2.6% annually, reaching 615 GWe by 2040. As of mid-2021, global nuclear capacity was around 394 GWe (from 442 units), and about 60 GWe (57 units) was under construction. In the Reference Scenario, nuclear capacity is expected to grow by 2.6% annually, reaching 439 GWe by 2030 and 615 GWe by 2040.”

Another forecast from the International Atomic Energy Agency ⁷ is even more bullish about future demand with a more than 100% increase in demand by 2050 (see below).

² Source: <https://world-nuclear.org/information-library/current-and-future-generation/nuclear-power-in-the-world-today.aspx>

³ Source: <https://pris.iaea.org/PRIS/WorldStatistics/UnderConstructionReactorsByCountry.aspx>

⁴ Source: <https://www.statista.com/statistics/268154/number-of-planned-nuclear-reactors-in-various-countries/>

⁵ Source: <https://ca.finance.yahoo.com/news/bill-gates-warren-buffett-building-100008796.html>

⁶ Source: <https://www.iea.org/reports/nuclear-power>

⁷ Source: https://www-pub.iaea.org/MTCD/Publications/PDF/Pub1104_scr.pdf



U.S.A ²
93 Reactors
19.7% of the
country's power



CANADA ²
19 Reactors
14.6% of the
country's power



FRANCE ²
56 Reactors
70.6% of the
country's power



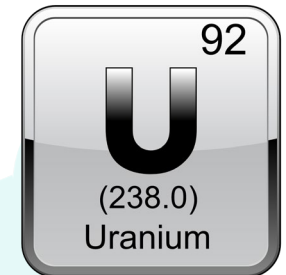
CHINA ²
54 Reactors
4.9% of the
country's power

At the start of 2021, 16
of the 54 reactors under
construction globally
were in China.



INDIA ²
23 Reactors
3.3% of the
country's power

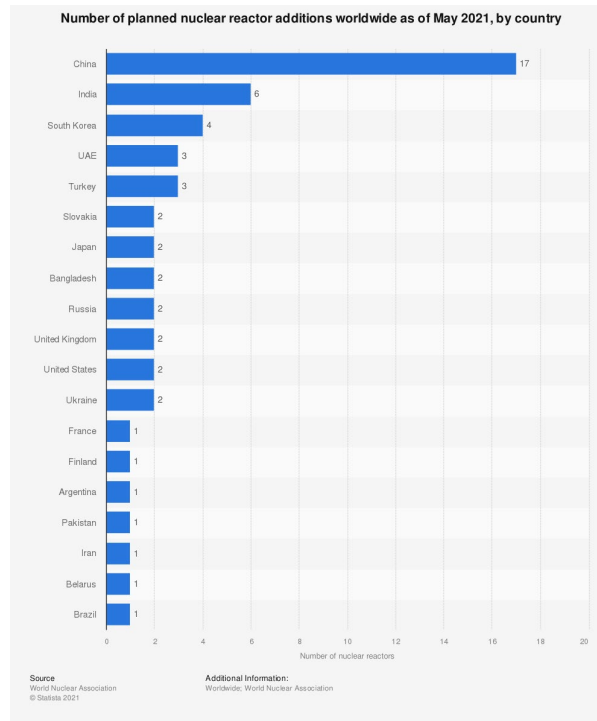
At the start of 2020
seven reactors were
under construction in
India



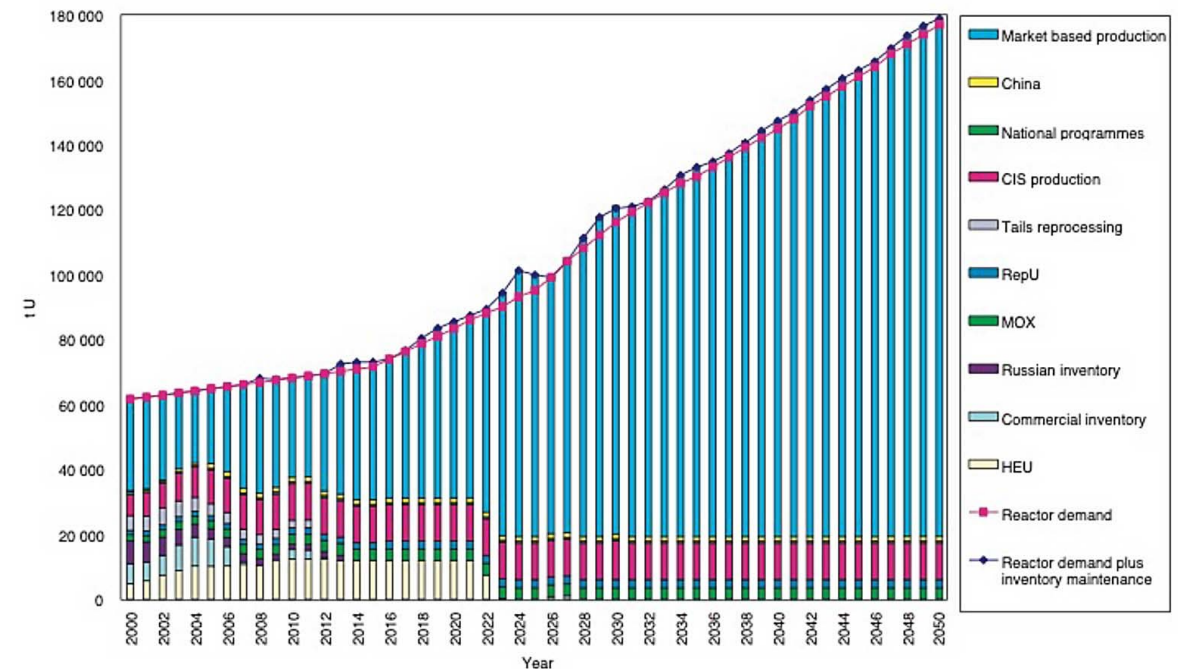
The Uranium Market

As an illustration of the levels of demand for Uranium, Sprott Asset Management commented via Twitter in September 2021 that they had purchased over 28 million pounds since mid-August 2021⁸. It is also interesting to note that, from a United States perspective, “The vast majority of uranium delivered in 2020 was of foreign-origin with Canada the top source at 22.4% of total deliveries”⁹, further highlighting the growth potential in the market.

Planned Nuclear Reactors ⁴



Uranium supply-demand relationship, 2000 to 2050



⁴ Source: <https://www.statista.com/statistics/268154/number-of-planned-nuclear-reactors-in-various-countries/>

⁸ Source: <https://twitter.com/Sprott/status/1438657757679341570>







⁹ Source: <https://www.eia.gov/uranium/marketing/>

Investment Highlights



Traction Uranium (CSE: TRAC) (OTC: TRCTF) (FRA: Z1K) is in the business of mineral exploration and the development of discovery prospects in Canada, including two exciting uranium projects in the world-renowned Athabasca Region.

We invite you to find out more about our exploration-stage activities across Canada's Western region at www.tractionuranium.com.

-  Hearty Bay, Grease River are located in one of the world's most productive uranium mining districts, the historically important Athabasca Basin
-  Refining mills are in operation in close proximity to our properties, minimizing transport costs
-  Infrastructure, equipment, expertise and an experienced workforce are all in the area, the result of decades of uranium mining in the region
-  Major uranium producers are well established in the region including Cameco, Orano, and Denison, along with exploration & development efforts by NexGen, Fission Uranium, Purepoint, UEX, ALX and Skyharbour
-  World demand for uranium is predicted to be in shortfall and spot prices are rising as jurisdictions attempt to secure diminishing supplies
-  Even as supply shortfalls grow, more countries are planning and building new reactors as part of the international commitment to move to low-carbon generating capabilities.

Our Team



LESTER ESTEBAN CEO & DIRECTOR

Mr. Esteban is an experienced mining executive with 15 years' experience in the mining, chemical and industrial markets. Mr. Esteban previously held roles with Univar Solutions Inc., a leading chemicals distributor, and Draeger Safety Canada Ltd., one of the world's leading safety manufacturing companies. Mr. Esteban was most recently working with chemical distributor, Quadra Chemicals Ltd. Focused on mining reagents for the Saskatchewan and Manitoba mining market. He currently is the Vice Chair of the Canadian Mineral Processors (CMP) Saskatchewan & Manitoba Regional Committee which is the Technical Society of the Canadian Institute of Mining Metallurgy and Petroleum (CIM).

TASHEEL JEERH CFO

Mr. Jeerh, CPA, CA is a finance and accounting professional bringing over 10 years of accounting expertise and management experience to the team. Mr. Jeerh has experience in both public and private sectors, over a broad range of industries, including energy, mining, exploration and technology. Prior to joining the Company, Mr. Jeerh played a pivotal role in the growth of a private upstream oil and gas company, dealing with over \$2.0 billion of M&A activity and \$1.0 billion of financing activities. Mr. Jeerh received his designation at PricewaterhouseCoopers LLP, where he gained valuable audit experience through his work as a manager in the assurance practice.

LINGLIN CHU, P.GEO. DIRECTOR

Linglin Chu is a professional geoscientist with over 15 years' experience in acquisition and development of projects broadly covering commodities of uranium, rare earth metals, graphite, high-purity silica, precious metals and base metals. Mr Chu obtained his Master of Science degree in Geology from the University of Alberta and his Bachelor of Science degree in Geology from the China University of Geosciences. Mr Chu is registered as a Professional Geoscientist (P. Geo) with the Association of Professional Engineers and Geoscientists of Alberta (APEGA). Prior to joining Traction Uranium Corp., he was a Co-Founder of Pelican Minerals Inc. and UGreenco Energy Corp., and the Vice President Exploration of GTUranium Energy Inc.

FAIZAAN LALANI DIRECTOR

Mr. Lalani is an accounting and finance professional with over 10 years of experience covering audit, financial reporting, corporate finance, and operations management. Mr. Lalani previously worked in the audit and assurance group at PricewaterhouseCoopers LLP, Canada, where he obtained his CPA, CA designation, gaining vast experience in accounting practices in both the public and private sectors during his tenure. Mr. Lalani previously served as a director and CFO of a beverage company, assisting them in raising over \$10mm. Currently, Mr. Lalani serves as Director and President of Medaro Mining Corp. and serves as Director and CFO of United Lithium Corp.

Technical Committee



DR. YUANMING PAN TECHNICAL ADVISOR

Dr. Yuanming Pan obtained his PhD degree from the University of Western Ontario in 1990 and has served on the faculty at the University of Saskatchewan since 1993. Pan's research spans from mineralogy to economic geology, environmental mineralogy, and geochemistry, with extensive experience in diverse mineral commodities from gold to graphite, lithium, rare earth elements, and uranium. Pan's research group developed the technique of using alpha-particles-induced defects in quartz for the exploration of uranium deposits.

DR. BOEN TAN, P.GEOL TECHNICAL ADVISOR

Boen Tan worked for Uranerz as a geologist in Germany and Australia from 1969 to 1972. He moved to Canada in 1973 and worked for Uranerz as a project geologist in the Athabasca basin and was instrumental in the 1975 discovery of the Key Lake uranium deposit. As chief geologist of the Key Lake project he was in charge of the delineation drilling of the deposit (200 million pounds of U3O8 at a grade of 2.5%). From 1978 to 1999 he continued to work for Uranerz in exploration and as an ore reserve estimation geologist. Since 2000 he worked as a consultant geologist for various companies and since 2005 mostly for Forum Energy Metals. He graduated in 1969 from the University of Freiburg in Germany and in 1980 he received a PhD degree from the Berlin Technical University. He received the 2007 Outstanding Achievement Award from the Association of Professional Engineers and Geoscientists of Saskatchewan.

Ken Wheatley, P. GEOL TECHNICAL ADVISOR

Ken Wheatley is an exploration geologist who has spent his 43 year career searching for uranium deposits with companies such as Orano, Uranerz, Minatco and most recently with Forum Energy Metals. He has been involved in the discovery of 8 deposits (5 of which have been mined) and numerous showings in the Key Lake, Mclean Lake, Cluff Lake and Maurice Bay areas. He has a H.B.Sc. from Laurentian University (1980) and an M.Sc. from the University of Saskatchewan (1985).

DR. REZA DEEVSALAR RESEARCH GEOLOGIST

Reza Deevsalar earned his Ph.D degree in petrology and geochemistry of magmatic systems from the Tarbiat Modares University, Tehran, Iran in 2015. His academic activities include petrology, geochemistry and isotope geo-chemistry of magmatic systems, gemology, and magmatic-geothermal systems. Reza has contributed to several mineral exploration programs across Iran (mainly on gold, copper, iron deposits, and associated ore minerals), as a field and exploration geologist from 2009-2017. Reza is interested in the application of state-of-the-art analytical techniques and innovative approaches in the production of new data to consolidate and support underground and surficial geological datasets in the creation of effective mineral prospecting and exploration models. After research in the fields of geochemistry, radiogenic isotopes and geochronology at the University of the Ryukyus (Okinawa, Japan), Reza started work on synchrotron-based research projects and EPR-CL-assisted U-exploration with Dr. Yuanming Pan's research team at the U of S.



PROJECTS

Renowned Athabasca Basin Uranium Region



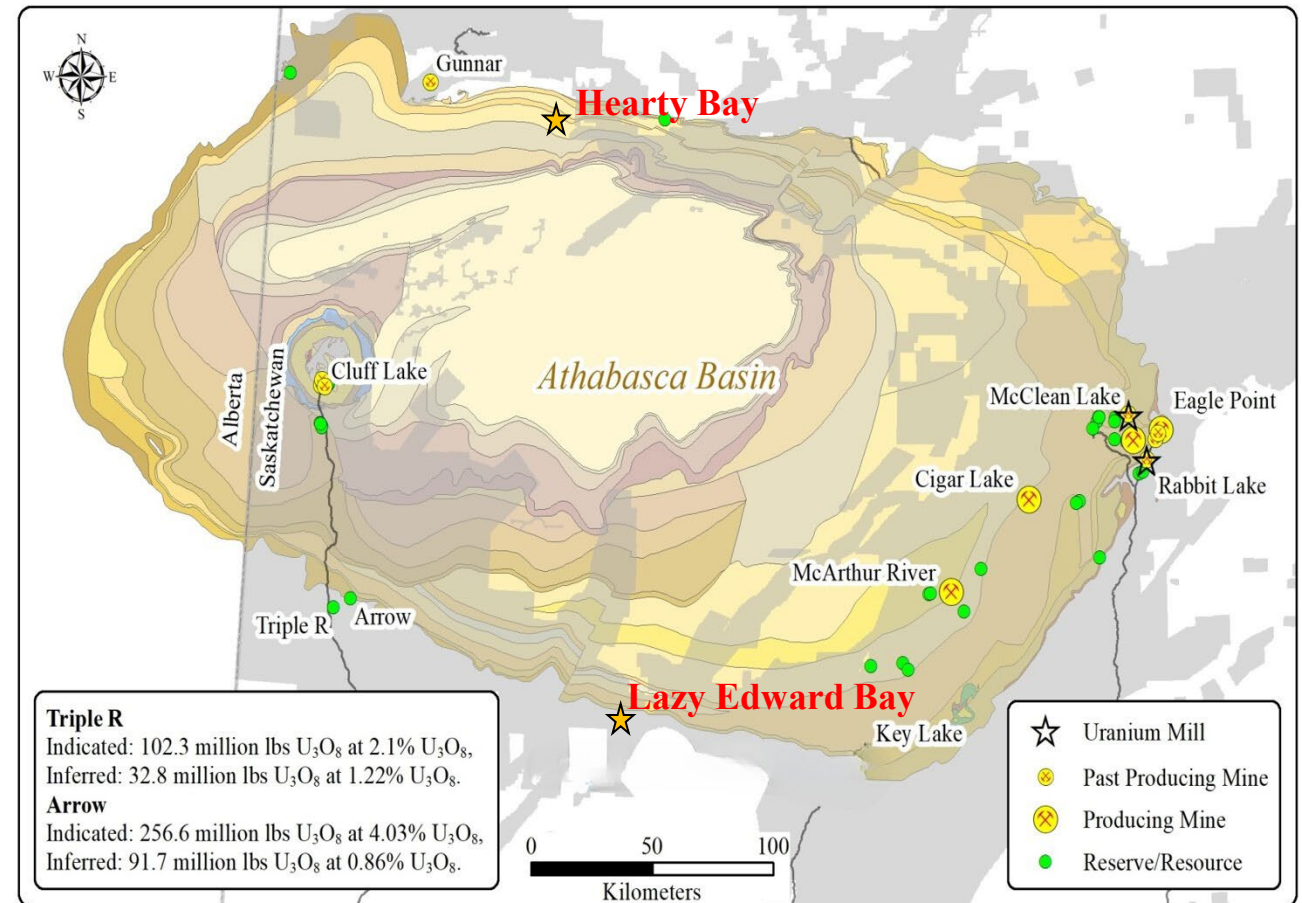
The Region

Athabasca Basin

The Athabasca basin region is home to 10 of the 15 highest grade uranium deposits in the world, with about 20 times the international average purity.¹

- Discovered in the 1940's, the area has been in active production for over 60 years
- 15.5% of the world's uranium comes from this area.¹
- Saskatchewan was ranked #2 jurisdiction in the world for mining investment in 2018 by the Fraser Institute.

¹ Source: www.visualcapitalist.com/athabasca-basin-the-worlds-highest-grade-uranium-district/



Nickel & Cobalt

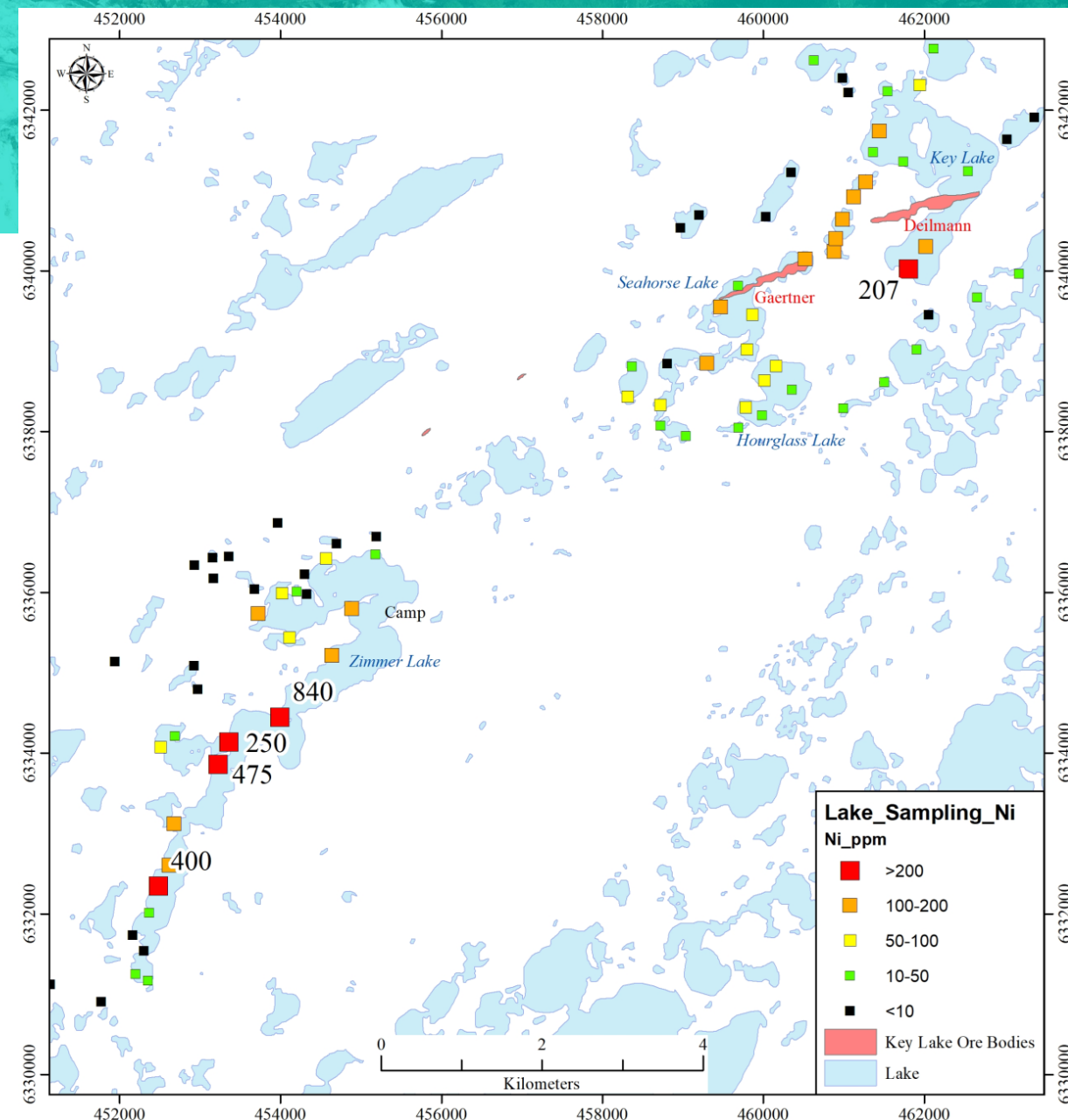
EV batteries are charged and discharged by the flow of lithium ions between the graphite-containing anode and the cathode.

- Cathodes contain nickel which delivers high energy density, allowing the vehicle to travel further.
- Cobalt ensures cathodes do not easily overheat or catch fire and it helps extend the life of batteries which automakers usually guarantee for eight to 10 years.

Historic lake sediment sampling returned up to 840ppm nickel and 115ppm cobalt in Zimmer Lake¹

**Anomalous Nickel
in Lake Sediments**

¹ The data disclosed, including sampling, analytical and test data underlying the information or opinions contained in the written disclosure, was verified by Ken Wheatley, M.Sc., P. Geo., a “Qualified Person” as defined in National Instrument 43-101 – Standards of Disclosure for Mineral Projects.



Rare Earth Processing Plant



- \$31 million funded by Government of Saskatchewan (2020)
- Located in Saskatoon, Saskatchewan
- Fully operational in late 2022 (postponed to early 2023)
- Capacity of 3,000 tonnes per year of monazite, but only procured up to 800 tonnes of monazite from Brazil
- **Monazite Processing Unit** to concentrate ore to mixed REE Carbonate
- **Separation Unit** to convert the mixed REE Carbonate to commercial pure-grade REEs

SRC Secures Monazite Concentrate from Brazil

In July 2021, SRC procured up to 800 tonnes of monazite concentrate from Indústrias Nucleares do Brasil (INB), S.A., in Brazil from their mine and processing facility. The monazite concentrate will arrive at SRC in the spring of 2022 and will be used as a feedstock for the MPU, once operational.

SRC continues to source additional preconcentrated monazite globally prior to the MPU commissioning. SRC's Facility will require 3,000 tonnes per year of monazite concentrate on a 90 per cent basis (equivalent to 60 percent Total Rare Earth Oxide). However, SRC would like to secure a stockpile of feed in advance of commissioning.

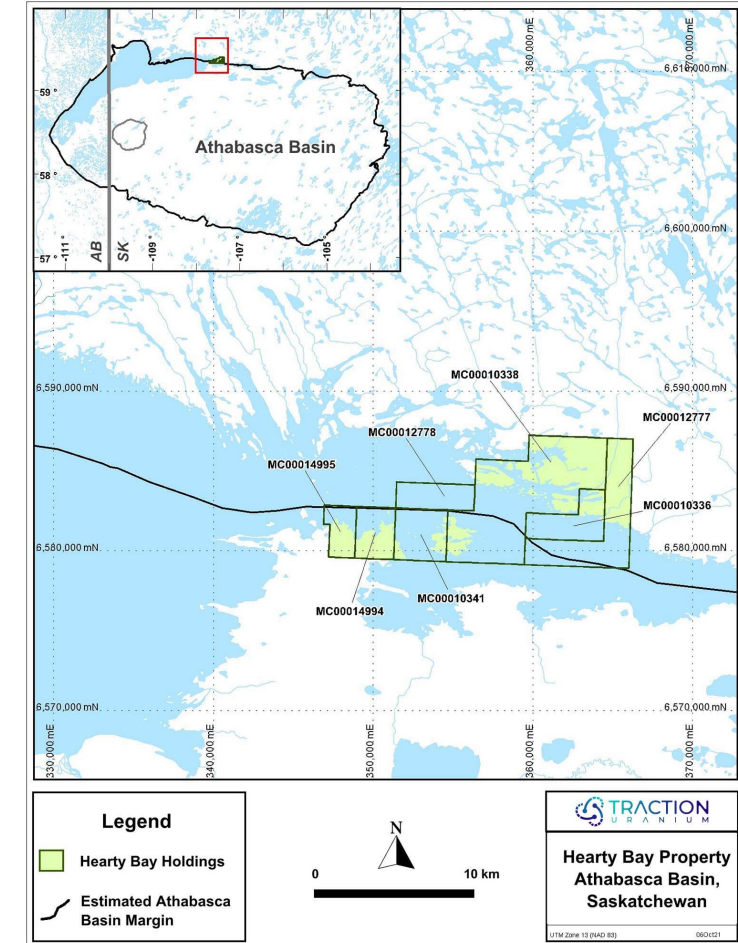
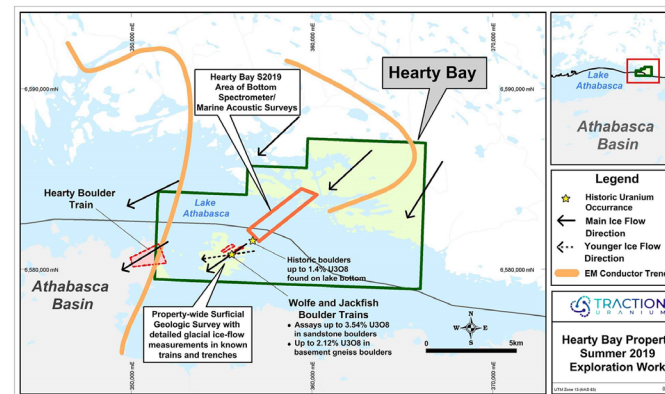
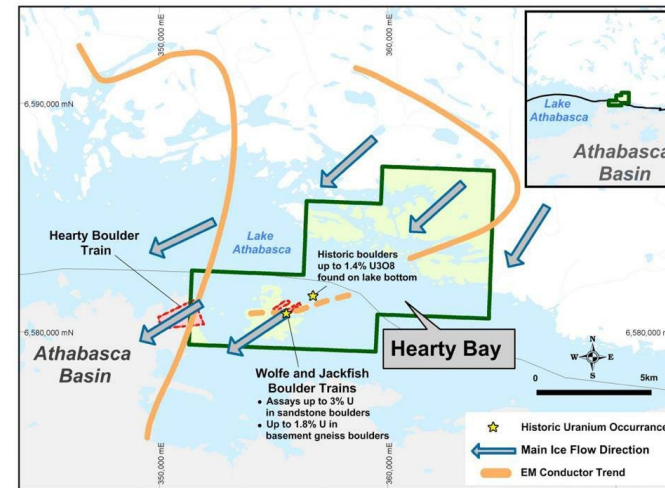


(Data Source: SRC & Global News)

Hearty Bay

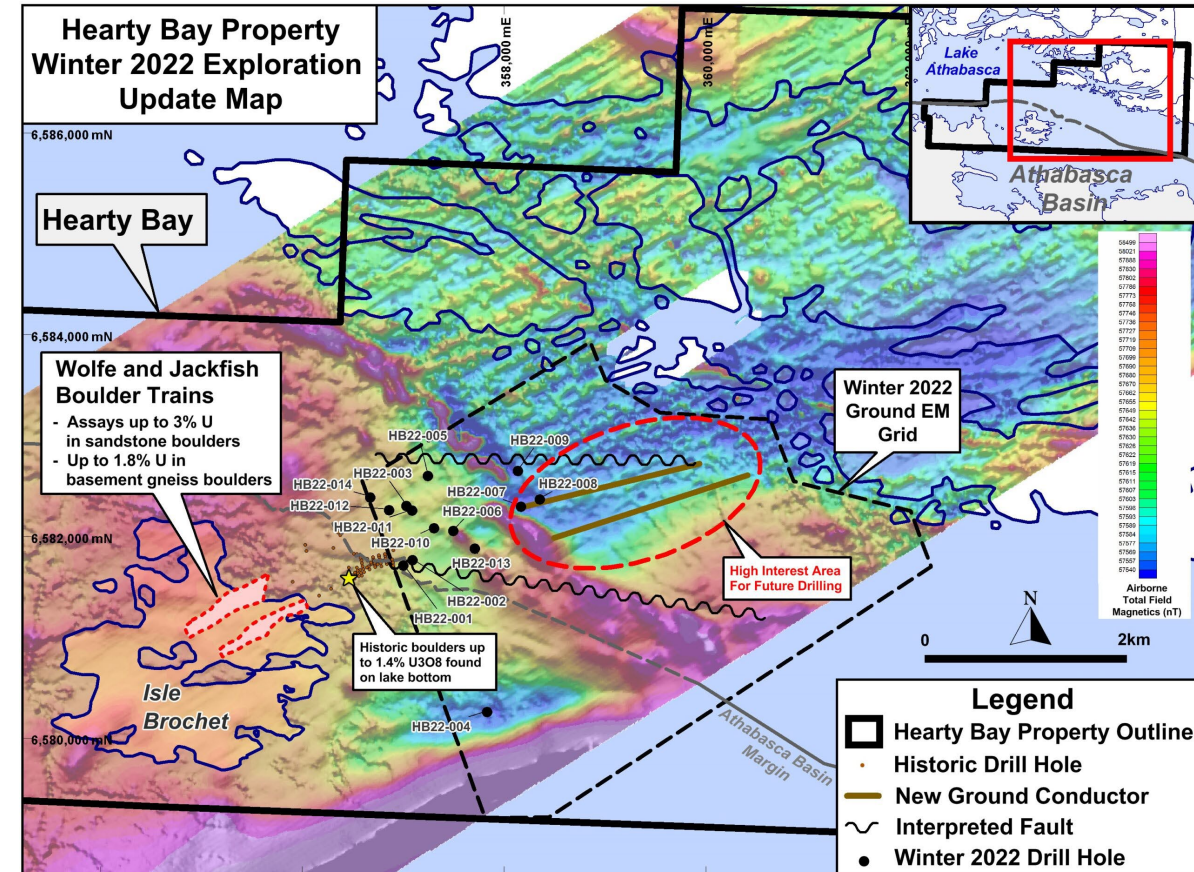


- The Hearty Bay Project is comprised of 6 mineral claims covering approximately 10,604 hectares.
- Located in the northwest side of the Athabasca Basin in the Beaverlodge /Uranium City district, Hearty Bay hosts a U_3O_8 boulder-field where glaciation has transported high-grade uranium from a nearby source.
- Fourteen (14) diamond drill holes had been completed for 1,304 metres of diamond drilling in the program as well as 77-line kilometres of ground electromagnetic (EM) geophysics in the Winter 2022 Program.
- Hole HB22-005 and HB22-008 intersected a 3m zone and a 11.5m zone respectively of brecciated and faulted basement rock that displayed strong hydrothermal clay alteration, features often associated with uranium mineralization in the Athabasca Basin.



Hearty Bay

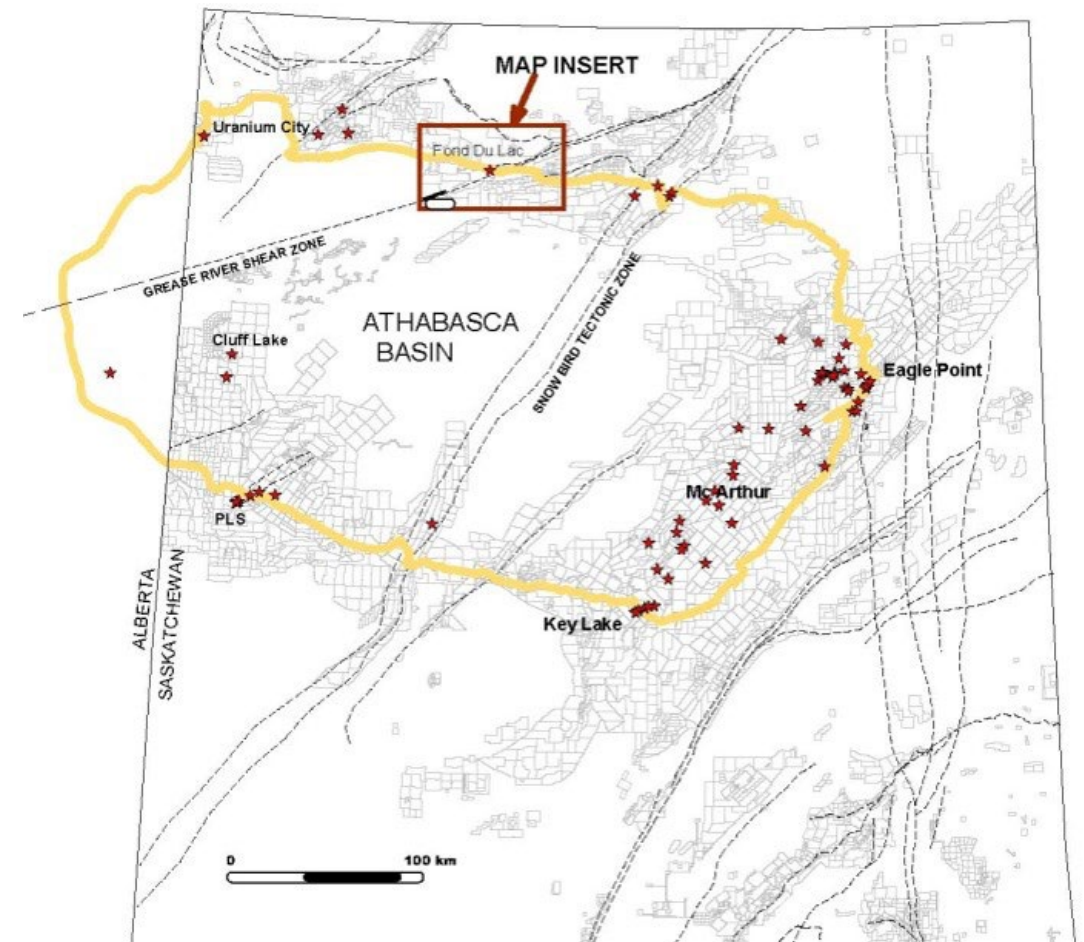
- Hole HB22-008 intersected a significant fault with encouraging alteration furthest to the NE from the high-grade uranium boulder trains on Isle Brochet in the main up-ice direction, supporting that future drilling to locate the source should continue in this direction.
- The ground EM survey has identified new basement conductors to the NE of Isle Borchet that coincide with interpreted faults from the 2019 marine seismic survey.
- Drill hole HB22-008 is located at the SW end of these 2km-long subparallel conductors, suggesting an association with the intersected hydrothermally altered fault and providing follow up targets for future drilling along these new conductors.
- The Hearty Bay “Quartz Degradation” Research Program is currently underway analyzing the Hearty Bay core samples collected from the 14 diamond drill holes punched in the winter 2022 Program.
- The Research Project is a novel uranium vectoring technique pioneered by TRAC Technical Advisor Dr. Yuanming Pan in collaboration with the University of Saskatchewan.



Grease River

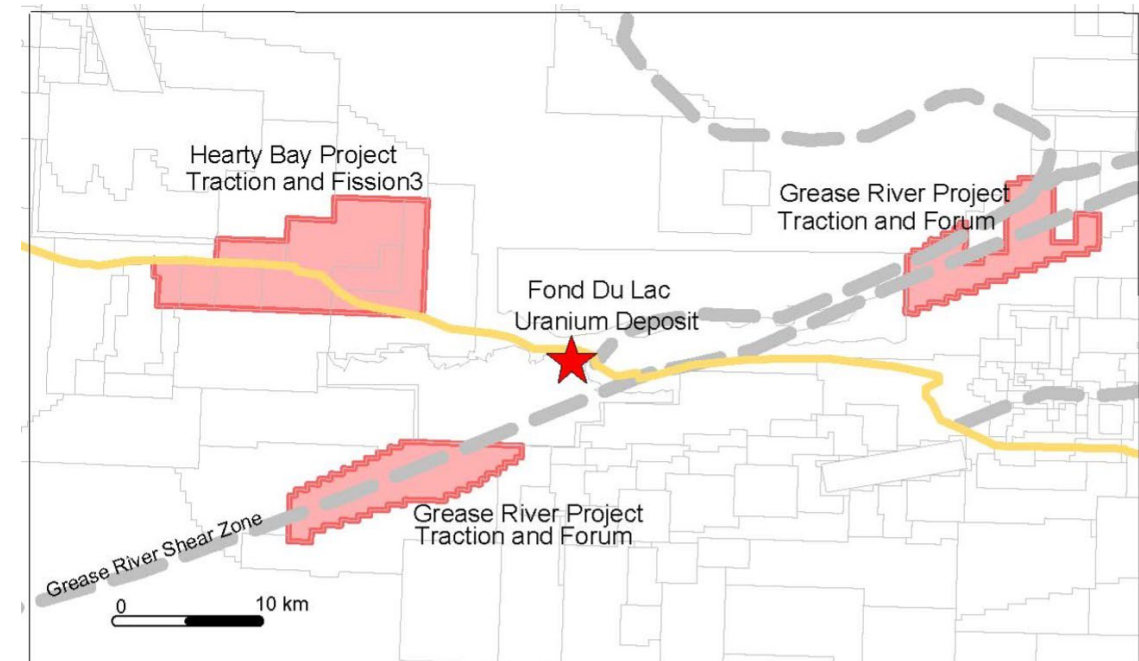
- The Grease River Project is 10,528 Hectares along the east-northeast trending Grease River Structure south of Lake Athabasca near the Fond Du Lac Uranium Deposit
- It is located within the north-central margin of the Athabasca Basin near the community of Fond du Lac.
- The Project consists of two separate claim blocks situated along the NE-trending Grease River Shear Zone; a major intracontinental shear zone greater than 400 km long (see map insert).
- The nearby Fond du Lac uranium deposit was previously discovered within the shear zone by Amok and Eldorado in the 1970s with an estimated non-compliant historical resource of one million pounds uranium at an average grade of 0.25% U₃O₈ *

**Some historical estimates were completed prior to the implementation of NI 43-101 and others are internal estimates from previous operators. Given the extensive exploration work completed by experienced mineral resource companies, and the quality of the historical work completed, the Company believes the historical estimate to be relevant and reliable. However, a qualified person has not completed sufficient work to verify and classify the historical estimate as a current mineral resource, and the Company is not treating the historical estimate as a current mineral resource. Hence, the estimate should not be relied upon. It should be noted that mineral resources, which are not mineral reserves, do not have demonstrated economic viability as defined by NI 43-101.*



Grease River

- The Grease River Project claims are located along trend of the deposit to the southwest and northeast.
- Historical radioactive boulders have been found both in the sandstone and in the basement rock.
- Limited exploration has been conducted in the property area and there is potential for additional uranium mineralization along the shear zone.
- Airborne geophysical surveys, ground radiometrics and boulder sampling is planned in 2023 to aid in structural mapping and to define prospective drill targets.



Comparables

Uranium Company in Athabasca Basin	Listing Symbol	Market Capital (Feb 21, 2022)
Cameco Corporation	CCO.TO	10.29B
NexGen Energy Ltd.	NXE.TO	2.518B
Denison Mines Corp.	DML.TO	1.211B
Fission Uranium Corp.	FCU.TO	493.2M
IsoEnergy Ltd.	ISO.V	339.2M
UEX Corporation	UEX.TO	174.0M
Baselode Energy Corp.	FIND.V	54.25M
CanAlaska Uranium Ltd.	CVV.V	42.54M
Fission 3.0 Corp.	FUU.V	40.90M
Forum Energy Metals Corp.	FMC.V	34.01M

Rare Earths Company in Canada	Listing Symbol	Market Capital (Feb 21, 2022)
Appia Rare Earths & Uranium Corp.	API.CN	59.49M
Avalon Advanced Materials Inc.	AVL.TO	45.99M
Commerce Resources Corp.	CCE.V	18.79M

Recent Uranium Discoveries

- Pheonix and Graphon
- Triple R
- Arrow
- AKIO

Capitalization

Shares Outstanding	52,161,828
Options & RSUs	1,850,000
Warrants	17,725,327
Fully Diluted	71,737,155
*As of October 27, 2022	



THANK YOU



CORPORATE PRESENTATION 2024

CSE: TRAC • OTC: TRCTF • FRA: Z1K

Corporate Head Office:

610, 505 3 Street SW
Calgary, Alberta
T2P 3E6

Saskatoon Field Office:

The Banks Project (Saskatoon Downtown River Landing)
19 Street West
Saskatoon, Saskatchewan
S7M 5N3

+1 (604) 425-2271

info@tractionuranium.com

MEMBER OF

